

Ukiha City Trash Sorting Policy

Contents

Burnable Waste	2
Collection days of week	3
Recyclable Waste(16 Groups Sorting)	4
Paper Waste	8
Used Clothes	9
Bulk Waste	10
Individual deposit at Mino Clean Station	11
Wastes that are not collected by the City	11

Turn your waste into
resource by sorting out
for recycling!



Burnable Waste

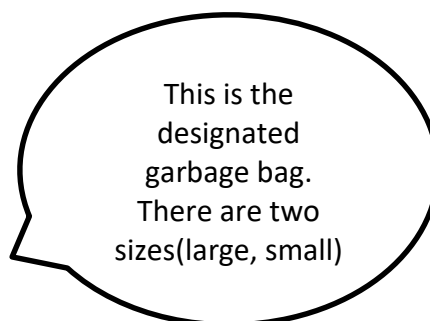
Kitchen waste	Cooking wastes ● Please drain water from wastes .
Paper waste	Polluted Paper dusts, Paper diapers ● Please take stool from paper deapers. ● To reduce the weight of wastes, put recycable paper wastes like newspapers to paper collecting.
Cloth waste	Clothes(underwares, soxes, pantyhoses) ● Clothes and strings need to be cut into smaller pieces than 1m. ● Dispose bed linens, carpets, curtains as bulk wastes
Plastic package wate	Plastic bags, wrap, bowls for cup noodles and other container and package plastic wastes cannot be recycle by pollution.

Guidelines for Recyclable Waste Collection

- Please put burnable waste into the desiganated garbage bag.
- Please write your name on the desiganated garbage bag to be responsible for your waste.
- Desiganated garbage bag are sold at supermarket, convenience store.
- Our garbage truck start collecting from 8:00 a.m. , please put bag on desinated place and time.

Caution

- We don't collect the bags that not designated bag, bags are put not burnable waste(like recyclable wastes) in.
- Home medical waste (injection needles, tubes) cannot be collected, contact the pharmacy, the hospital you receive them.
- Waste oil box to change your car's oil cannot be collected.
- Collected a lot of waste when you move or do housecleaning, please bring to the waste-disposal facility in Ukiha City named "Mino Clean Station".
- Wastes from the office cannot be put in the designated place.



Burnable waste collection days of the week








Area	Days of the week
Imogawa along the prefectural road	Monday, Wednesday
Kojio, Nikawa, Tagomori along the prefectural road	Wednesday, Friday
Imogawa, Nikawa, Tagomori, and Kojio area not along prefectural road Miharu-Sokko	Wednesday, Saturday
Miharu, Yamakita, Takami, Hurukawa, Miyuki B*1 area	Tuesday, Friday
Miyuki A*2 area	Monday, Thursday







*1 Miyuki B area is in Higashikumanoue and Nishikumanoue of the east of Kumanoue River


*2 Miyuki A area is the other of Miyuki B area



Area	Days of the week
Yoshi-Machi	Please ask a leader of your neighborhood community.
Chitose (except Hinooka, Wakamiya, Kami-Yoshi, Mountain-Hill)	Tuesday, Saturday
Hinooka, Wakamiya	Tuesday, Thursday
Kami-Yoshi, Mountain-Hill	Monday, Thursday
Fukumasu(except Kita-Fukumasu, Takeshige) Enami, Yawata, Niharu(except Niharu-Danchi)	Monday, Friday
Niharu-Danchi	Tuesday, Friday
Kita-Fukumasu, Takeshige	Wednesday, Friday



Recyclable Waste (16 Groups Sorting)

Can and the other Metal wastes	
 <p>1. Cans</p>	<p>Cans of juice, liquer, coffee, tea, food, etc.</p> <ul style="list-style-type: none"> ● Remove the contents and cleanse the cans. ● Do not crush the cans. ● Only the cans with the symbol below. 
 <p>2. Other Metal Objects</p>	<p>Pots, aerosol cans, oil cans, metal hangers, metal lids, etc.</p> <ul style="list-style-type: none"> ● No need to cleanse the oil cans (remove the contents completely) ● Make sure to punch holes on aerosol cans. ● Dispose items that are too big for the container as bulkwaste.
Bins and Glass Waste (small container)	
 <p>3. Clear Glass Bins</p>	<p>Bins of beverage, salt, honey, jam, sauce, dressing, etc.</p> <ul style="list-style-type: none"> ● White frosted-glass bins (e.g. Shiro shochu) are in this group. ● Remove the contents and cleanse the bins. (Sort the lids by the material into 2 or 15)
 <p>4. Brown Glass Bins</p>	<p>Bins of beverage, instant coffee, beer, etc.</p> <ul style="list-style-type: none"> ● Remove the contents and cleanse the bins. (Sort the lids by the material into 2 or 15)
 <p>5. Other tinted glass bins</p>	<p>Bins for soda, sake, wine, whisky, etc. (Those other than 3 and 4)</p> <ul style="list-style-type: none"> ● Remove the contents and cleanse the bins. (Sort the lids by the material into 2 or 15)
 <p>6. Other Bins and Glass Waste</p>	<p>Insulated glass, cosmetic bins, glass cups, glass panels, vases, etc.</p> <ul style="list-style-type: none"> ● The glass wastes which are not 3 - 5. (All glass cups go here) ● Carefully break the large glass panels into pieces to fit in the container.

Miscellaneous Waste	
 <p>7. Dry Cells</p>	<p>All types of dry cells</p> <ul style="list-style-type: none"> ● Batteries are not collected as recyclable waste.
 <p>8. Dangerous Items</p>	<p>Razor blades, all kinds of knives, needles, nails, cutters of cellophane wraps, lighters, etc.</p> <ul style="list-style-type: none"> ● If the needles and other small wastes are in a bag, take them out when putting into the container. ● Bring back the bag.
 <p>9. Toxic or Hazardous waste</p>	<p>Light bulbs, fluorescent lights, glow bulbs, mirrors, thermometers, etc.</p> <ul style="list-style-type: none"> ● Fluorescent light tubes do not have to be broken to fit in the container. ● Cosmetic cases with mirrors are to be broken into smaller pieces and only the part with the mirror goes in here. (The remaining pieces go to the other category containers)
 <p>10. Potteries and Porcelains</p>	<p>Pottery, ceramic ware, plant pots, etc.</p> <ul style="list-style-type: none"> ● If the pottery ware has other materials (e.g. on the handle), remove them as much as possible. ● Large wastes like pottery pots are to be carefully broken into pieces to fit in the container. ● Remove dirt and cleanse the item before disposing.
 <p>11. Paper Waste</p>	<p>Cardboard, Newspaper and Flier, Books, etc</p> <ul style="list-style-type: none"> ● You don't need to take them into the container. ● Strap them crosswise with paper ropes. ● Dispose the items has pollution, as burnable waste.
 <p>12. Small Household Appliances</p>	<p>Mobile phones, personal computers, digital cameras, remote controllers, calculators, game sets, etc.</p> <ul style="list-style-type: none"> ● Dispose the items larger than the container as bulk waste. ● Remove the dry cells and put them into 7 (Dry Cells). ● Remove the codes and dispose together with the appliances in the same container. ● Miscellaneous Waste (large container)

Miscellaneous Waste	
 <p>13. Other Recyclable Waste</p>	<p>Bags, shoes, stuffed toys, cushion, etc.</p> <ul style="list-style-type: none"> ● Combustible wastes that used to be collected as bulk waste can be disposed here, as long as they fit in the container. ● Dispose items larger than the container as bulk waste
 <p>14. Plactical Products</p>	<p>Plastic toys, CD, DVD, cassette tapes, stationery, plastic hangers, plastic lids, etc.</p> <ul style="list-style-type: none"> ● Dispose items larger than the container as bulk waste. ● No need to remove the tapes from the cassettes. Remove the lyric sheet inside CD cases. ● Dispose thin plastics like snack bags as combustible waste.

Container And Package Plastics	
 <p>15. Container And Package Plastics</p>	<p>lids and labels for PET bottles, container for egg, styrofoams.</p> <ul style="list-style-type: none"> ● Remove the contents and cleanse them. ● Only the plastics with the symbol below. 

PET bottles	
 <p>16. PET bottles</p>	<p>PET bottles for juice, coffee, water, sauce, tea, vinegar, etc.</p> <ul style="list-style-type: none"> ● Remove the contents and cleanse the bottles. ● Remove lids and labels. put them into 15 (Container And Package Plastics). ● Rings on the bottles can stay. ● Only the beverage bottles with the symbol shown below.  <p>PET</p>




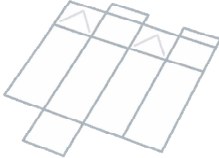
Guidelines for Recyclable Waste Collection

- Your community's members will take turns to be at the collection point on the monthly collection day to place the containers and help you sort the waste.
- The collection point and the days are designated by each community.
- Bring your waste to the collection point on the designated day, and sort them into the containers according to the instruction above.
- You can also bring your wastes directly to Mino Clean Station (to be charged) if not disposing them on the collection day.
- Make sure to cleanse inside the cans and bottles.
- Always empty the aerosol cans and punch holes on them before disposal.
- Dispose items larger than the container as bulk waste.
- Remove the lids before disposing the bottles and containers.

The Roles of the Community's Recycle Caretaker

- To go to the collection point at the designated time, put the labels on the matching numbered containers, and line them out.
- Large containers are for 1~2 and 13, 14, small containers for 3~10,12, and a collection bag for 15,16.
- Check if the wastes are sorted into the right containers and help community members according to the guideline.
- When a container is full, replace it with a new one.
- When collection is finished, stack the containers, cover them with a sheet, and tie up with rubber bands or ropes.

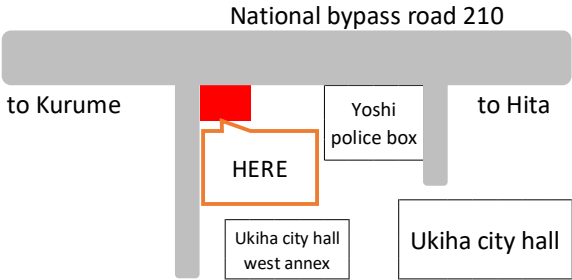
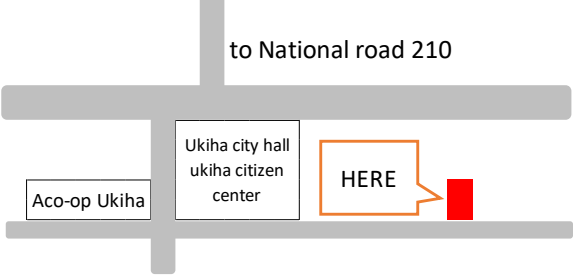
Paper Waste

 <p>Newspapers and Fliers</p>	<p>Only newspapers and fliers Strap them crosswise with paper ropes. Papers and fliers do not need to be sorted out</p>
 <p>Magazines, Books, Other Paper Waste</p>	<p>Magazines, books, catalogs, directories, notebooks, sweets boxes, paper bags, envelopes, tissue paper boxes (*), wrapping papers, etc. Strap them crosswise with paper ropes. Remove non-paper parts (e.g. plastics) Put small pieces inside the magazines to avoid falling off.</p>
 <p>Cardboard Boxes</p>	<p>Cardboard (ones with a honeycomb structure as shown in the illustration) Break the boxes down. No need to strap with ropes. Plastic tapes and metal parts (e.g. staples) are to be removed as much as possible.</p>
 <p>Beverage Cartons</p>	<p>Milk cartons, other beverage cartons Cleanse, cut open and dry before disposal. The cartons with aluminum lining (e.g. alcohol cartons) are not recyclable.</p>

Guideline to Collect Paper Waste

- Sort out the waste by the material, bring them to the designated paper waste collection points (there are two in the City). You can also dispose them on the recyclable waste collection day in your community area. (Except for Himeharu district)
- Do not mix adhesive tapes, metal parts, plastic bags, etc. with the paper waste.
- Thermal paper (e.g. for FAX) and carbon paper are not recyclable.
- When it rains at the time of monthly community collection, keep the waste at home until the next collection day or bring them directly to the paper waste collection points.
- Please cooperate with keeping the waste paper collection point clean and tidy.
- Break down the Styrofoam waste into small pieces and dispose them as combustible waste.

Paper Waste Collection Point (Sundays to Saturday 7:00 a.m. to 9:00 p.m.)

Yoshi-Machi Paper Waste Collection Point	Ukiha-Machi Waste Paper Collection Point
 <p>The map shows National bypass road 210 running horizontally. A vertical road branches off to the south. To the left of the junction is the direction 'to Kurume', and to the right is 'to Hita'. A red square marks the collection point 'HERE' on the vertical road. Landmarks include 'Yoshi police box' to the east of the junction, 'Ukiha city hall west annex' to the south of the junction, and 'Ukiha city hall' further south.</p>	 <p>The map shows a horizontal road with a vertical road branching off to the north. The northward direction is labeled 'to National road 210'. A red square marks the collection point 'HERE' on the horizontal road to the east of the junction. Landmarks include 'Aco-op Ukiha' to the west of the junction, and 'Ukiha city hall ukiha citizen center' to the east of the junction.</p>
<p>Northwest of Ukiha city hall (Ukiha city Yoshimachi Niharu316)</p>	<p>East of Ukiha city hall Ukiha citizen center (Ukiha city Ukihamachi Asada582-1)</p>

Used Clothes








- Only the cleaned and wearable clothes.
- Fold them neatly and put in a plastic bag (City's waste bags are also accepted).
- Used underwear, used socks, used towels and stained items are not recyclable. Cut them into pieces smaller than 50 cm and dispose as combustible waste.
- Curtains are collected as bulk waste.

Guideline for Collecting Used Clothes

- Those who live in Yoshi-Machi Area can dispose used clothes at the community's recyclable waste collection point on the monthly-designated day.
- Those in Ukiha-Machi Area can dispose used clothes on the bulk waste collection day.

Bulk Waste

Classification	Guideline
 <p>Furniture</p>	<p>sofa, chests, table-heating appliances, desks, chairs, dressers (*), washstands (*), etc. Please remove the recyclable parts (e.g. mirrors, porcelain, etc.) and dispose them as recyclable waste.</p>
 <p>Bed linens</p>	<p>duvets, blankets, cushions, beds (*), curtains (*), carpets (*), etc. Cut curtains and carpets into smaller sizes than Tatami mats (900mm x 1800mm) for collection.</p>
 <p>Large-size Electric Appliances</p>	<p>Stereo sets, electric pots, microwaves, rice cookers, kerosene stoves (*), etc. Cut electric codes into smaller pieces and bundle them for collection. Kerosene stoves need to be completely emptied of the battery cells and oil before collection.</p>
 <p>Large and Heavy Waste</p>	<p>Small motorcycle (smaller than 50 cc), metallic barrel, loan mower, monocyte, etc. Barrels and containers need to be completely emptied and dried of the contents for collection.</p>
 <p>Other Wastes</p>	<p>Bicycles, batteries corrugated metal panels (*), plastic panels (*), hoses (*), annealing wires (*), metal wires (*), etc. Corrugated metal panels and plastic panels need to be cut into smaller pieces than Tatami mats ((900mm x 1800mm) for collection. Hoses need to be cut into smaller pieces than 1m.</p>

Guideline for Bulk Waste Collection

- The city collects bulk wastes twice a year, in spring and autumn. For definite schedule, please check Ukiha City's public announcement paper "Kouhou Ukiha".
- When you want to dispose bulk wastes when it is not the collection day (e.g. for moving, clearing out, etc.), please bring them directly to Mino Clean Station.
- Mino Clean Station does not accept wastes from business entities.

Individual deposit at Mino Clean Station

- You can bring your waste directly to Mino Clean Station.
- Burnable wastes, Recycable Wastes, and Bulk wastes can be brought(There are exceptions)
- To dispose waste at Mino Clean Station, you will need a permission card, which is issued at UkihaCity Hall. (Bring your ID card for issuance)
- Open hours
 - Mondays to Fridays... 8:30 a.m. to 4:00 p.m.
 - Saturdays... 8:30 a.m. to 12:00 (same for the holidays)
- Closed days: Sundays and New Year time (Dec 31 - Jan 3)
- Depository fee: 50 yens per 10 kg /100 yen per 10 kg when total volume is over 110kg.
- Contact: Mino Clean Station TEL: 0943-74-2010

▽ Wastes that are not collected by the City ▽

The four designated kinds of electric appliances

TV, air conditioners, fridges and freezers, washingmachines and clothes dryers

- Contact the shop you purchased these items or other electric appliance retailers for collection.(Electric Appliances Recycling Law)

Large Equipment

Farming equipment (except for over-the-shoulder mowers and broken-down crop dryers), car parts (bumpers, seats, etc), motorcycles (except for the ones smaller than 50cc), kerosene boiler, electric water heater, etc.)

- Contact the retailer, maker or specialized companies for collection.

Other Kinds of Bulk Waste

Debris and construction materials (roof tiles, bricks, plaster boards, slates, etc), portable grilling stoves, ashes, charcoals, construction wastes, insulation material, metal-wired glass, iron pillars, fire-proof safes, motors, chains, wires, gas cylinders, wasted plastics for farming (plastics for green houses, multi-purpose covers, seedling crates, ridge sheets), medical equipment and wastes, toxic chemicals, pesticides, paints, tires (*), etc.

- Contact retailers or specialized recycling companies for collection.

*Tires are collected on the separately designated used-tire collection day. (Once a year in autumn. Please check Kouhou Ukiha, the City's public announcement paper)