

排水設備工事写真帳

工事箇所	うきは市 町 番地 (区) 邸
区分	新設 浄化槽からの切替(合併・単独) 増設 その他()
設置施設等	除外施設() 特定施設() ディスポーザ 量水器 便槽撤去 便槽埋込 浄化槽撤去 浄化槽埋込 足洗場接続 足洗場撤去 足洗場受桝撤去 足洗場受桝埋込

工事店名

写真には施主、工種、位置、形状寸法、工事店名等を記載した黒板を入れて撮影すること。それによりがたい場合は、欄外に
適宜、それらを記載すること。




該当ない写真貼付欄は斜線で抹消し、延長が長い等で枚数が貼りきれない場合は適宜、用紙を追加すること。

写真には、施工寸法が確認できるように、寸法を示す器具、箱尺、リボンテープ、ポール等を使用すること。

着工前

着工前

着工前



完 成


管布設完了

完 成

管布設完了

完 成

管布設完了





枧設置完了

.....
.....
.....
.....
.....
.....
.....
.....
.....
.....
.....
.....

枧設置完了

.....
.....
.....
.....
.....
.....
.....
.....
.....
.....
.....
.....





枧設置完了

.....
.....
.....
.....
.....
.....
.....
.....
.....
.....
.....
.....

枧設置完了

.....
.....
.....
.....
.....
.....
.....
.....
.....
.....
.....
.....




枧設置完了

.....
.....
.....
.....
.....
.....
.....
.....
.....
.....
.....
.....


枧設置完了

.....
.....
.....
.....
.....
.....
.....
.....
.....
.....
.....
.....








継手設置状況





公共柵接続着工前






継手設置状況



公共柵接続完了



継手設置状況



便槽(浄化槽)処理着工前

.....

.....

.....

.....

.....

.....

.....

.....

.....

.....

.....

便槽(浄化槽)処理完了

.....

.....

.....

.....

.....

.....

.....

.....

.....

.....

.....

便槽(浄化槽)処理消毒状況

.....

.....

.....

.....

.....

.....

.....

.....

.....

.....

.....

.....

.....

.....

.....

.....

.....

.....

.....

.....

.....

.....

便槽(浄化槽)処理穴あけ状況

.....

.....

.....

.....

.....

.....

.....

.....

.....

.....

.....

.....

.....

.....

.....

.....

.....


.....

.....

.....

.....

.....



足洗場着工前

.....

.....

.....

.....

.....

.....

.....

.....

.....

.....

.....

量水器設置着工前

.....

.....

.....

.....

.....

.....



.....

.....

.....

.....

.....



足洗場土砂溜設置完了

.....

.....

.....

.....

.....

.....

.....

.....

.....

.....

.....

量水器設置完了

.....

.....

.....

.....

.....

.....



.....

.....

.....

.....

.....



足洗場撤去完了

.....

.....

.....

.....

.....

.....

.....

.....

.....

.....

.....

.....

.....

.....

.....

.....

.....

.....

.....

.....

.....

.....

